



Monarch Center for Autism
A Division of Bellefaire JCB

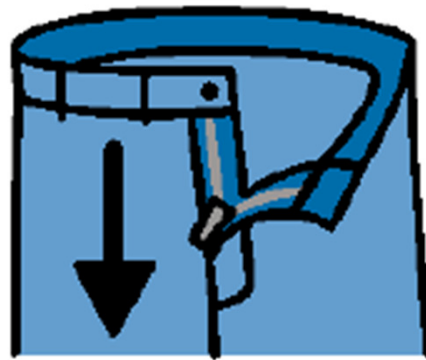
How to Use a Urinal

Activity Story

1. Stand in front of the urinal, facing it.



2. Unzip your pants but keep them on your behind; do not drop them all the way to the floor.



3. Hold your private part in your hand(s) and aim it into the back or bottom of the urinal bowl.




4. Relax and allow the urine to flow into the bowl of the urinal.





Monarch Center for Autism
A Division of Bellefaire JCB

5. Do not urinate on the wall or floor around the urinal.



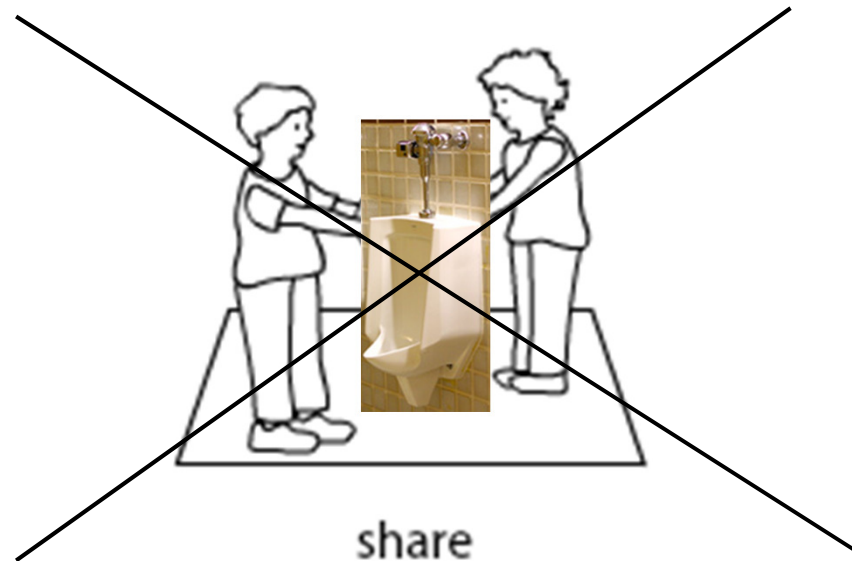
6. Do not make a bowel movement in the urinal.



7. Some urinals contain solid deodorizers called Urinal Cakes. Do not touch or eat them.



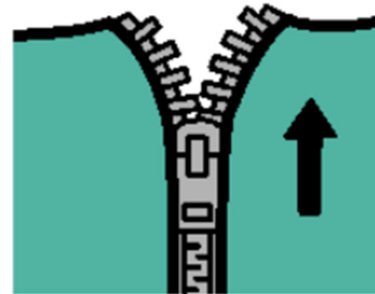
8. Do not share a urinal with another person.



9. Look straight ahead at your own urinal. Do not turn around. Do not watch other people pee. Do not look at other peoples' private parts.



10. Wait until you are finished urinating, then pull up your underpants/pants put your private part back inside, and zip your pants.



11. Place your hand on the flushing handle located above the urinal and apply pressure to flush the urinal.



12. Wash and dry your hands.

